




**STATEMENT OF RECEIPTS AND EXPENDITURES
 CY 2022
 TAGAYTAY CITY**


Particulars (1)	Account Code (PGCA)	Actual Year	Current Year			Budget Year
			First Semester	Second Semester	Total	
RECEIPTS						
Beginning Cash Balance					797,452,890.07	
Receipts						
A. Local Sources						
1. Tax Revenue						
a. Real Property Tax (RPT)						
i. Basic RPT		255,378,687.07	240,957,506.74	33,877,986.73	274,835,493.47	238,000,000.00
ii. Special Education Fund		228,112,477.74	212,065,544.56	29,386,237.70	241,451,782.26	216,000,000.00
b. Business Taxes		88,813,817.99	92,029,336.08	27,373,212.84	119,402,548.92	132,650,000.00
c. Other Local Taxes		73,934,049.81	28,450,073.78	58,955,368.84	87,405,442.62	54,450,000.00
Total Tax Revenue		646,239,032.61	573,502,461.16	149,592,806.11	723,095,267.27	641,100,000.00
2. Non Tax Revenue						
a. Regulatory Fees		50,439,267.32	39,224,904.74	37,435,504.06	76,660,408.80	55,070,000.00
b. Service/User Charges		12,514,944.13	10,096,464.25	4,732,026.75	14,828,491.00	13,700,000.00
c. Receipts from Economic Enterprise		98,252,771.71	89,969,090.45	128,988,005.40	218,957,095.85	147,600,000.00
d. Other Receipts		1,102,223.30	-	1,065,392.08	1,065,392.08	-
Total Non Tax Revenue		162,309,206.46	139,290,459.44	172,220,928.29	311,511,387.73	216,370,000.00
Total Local Sources		808,548,239.07	712,792,920.60	321,813,734.40	1,034,606,655.00	857,470,000.00
B. External Sources						
1. Internal Revenue Allotment		478,677,420.00	340,034,592.00	340,034,592.00	680,069,184.00	581,663,844.40
2. Share from GOCCs (PAGCOR and PCSO)						
3. Other Shares from National Tax Collection						
a. Share from Ecozone						
b. Share from EVAT						
c. Share from National Wealth						
d. Share from Tobacco Excise Tax						
4. National Government Transfer						
5. Inter-Local Transfer						
6. Extraordinary Receipts/Grants/Donation/Aids						
Total External Sources		478,677,420.00	340,034,592.00	340,034,592.00	680,069,184.00	581,663,844.40
C. Non-Income Receipts						
1. Capital Investment Receipts						
a. Proceeds from Sale of Assets						
b. Proceeds from Sale of Debt Securities of Other Entities						
c. Collection of Loans Receivables						
Total Capital Investment Receipts						
2. Receipts from Loans and Borrowings						
a. Acquisition of Loans						
b. Issuance of Bonds						
Total Receipts from Loans and Borrowings						
Total Non-Income Receipts						
Total Receipts		1,287,225,659.07	1,052,827,512.60	661,848,326.40	1,714,675,839.00	1,439,133,844.40
EXPENDITURES						
General Fund						
a. General Services		791,254,591.18	152,062,498.75	800,642,636.83	952,705,135.58	967,840,971.28
b. Economic Services		150,168,405.99	15,152,191.96	150,297,029.58	165,449,221.54	177,822,274.44
c. Social Services		90,300,788.47	30,328,659.05	118,740,624.72	149,069,283.77	228,187,519.18
d. Debt Services		21,922,645.27	10,091,918.55	10,140,461.54	20,232,380.09	18,332,901.44
Special Education Fund		177,916,249.98	8,809,493.40	273,487,714.75	282,297,208.15	216,000,000.00
Trust Fund from National Government Transfers						
Total Expenditures		1,231,562,680.89	216,444,761.71	1,353,308,467.42	1,569,753,229.13	1,608,183,666.34
Ending Cash Balance					942,375,496.03	

Prepared by:

JOSEPHINE M. CARAAN
 Local Treasurer

ROSEMARIE V. LERIO
 Local Accountant

ERIE B. HERNANDO
 Local Budget Officer

Approved by:




Hon. ABRAHAM N. TOLENTINO
 Local Chief Executive

APPROVED FOR POSTING


ALMA A. MALABANAN
 CITY ADMINISTRATOR
 DATE: _____

STATEMENT OF RECEIPTS AND EXPENDITURES
CY 2022
TAGAYTAY CITY


Particulars (1)	Account Code (PGCA)	Actual Year	Current Year			Budget Year
			First Semester	Second Semester	Total	
RECEIPTS						
Beginning Cash Balance					797,452,890.07	
Receipts						
A. Local Sources						
1. Tax Revenue						
a. Real Property Tax (RPT)						
i. Basic RPT		255,378,687.07	240,957,506.74	33,877,986.73	274,835,493.47	238,000,000.00
ii. Special Education Fund		228,112,477.74	212,065,544.56	29,386,237.70	241,451,782.26	216,000,000.00
b. Business Taxes		88,813,817.99	92,029,336.08	27,373,212.84	119,402,548.92	132,650,000.00
c. Other Local Taxes		73,934,049.81	28,450,073.78	58,955,368.84	87,405,442.62	54,450,000.00
Total Tax Revenue		646,239,032.61	573,502,461.16	149,592,806.11	723,095,267.27	641,100,000.00
2. Non Tax Revenue						
a. Regulatory Fees		50,439,267.32	39,224,904.74	37,435,504.06	76,660,408.80	55,070,000.00
b. Service/User Charges		12,514,944.13	10,096,464.25	4,732,026.75	14,828,491.00	13,700,000.00
c. Receipts from Economic Enterprise		98,252,771.71	89,969,090.45	128,988,005.40	218,957,095.85	147,600,000.00
d. Other Receipts		1,102,223.30	-	1,065,392.08	1,065,392.08	-
Total Non Tax Revenue		162,309,206.46	139,290,459.44	172,220,928.29	311,511,387.73	216,370,000.00
Total Local Sources		808,548,239.07	712,792,920.60	321,813,734.40	1,034,606,655.00	857,470,000.00
B. External Sources						
1. Internal Revenue Allotment		478,677,420.00	340,034,592.00	340,034,592.00	680,069,184.00	581,663,844.40
2. Share from GOCCs (PAGCOR and PCSO)						
3. Other Shares from National Tax Collection						
a. Share from Ecozone						
b. Share from EVAT						
c. Share from National Wealth						
d. Share from Tobacco Excise Tax						
4. National Government Transfer						
5. Inter-Local Transfer						
6. Extraordinary Receipts/Grants/Donation/Aids						
Total External Sources		478,677,420.00	340,034,592.00	340,034,592.00	680,069,184.00	581,663,844.40
C. Non-Income Receipts						
1. Capital Investment Receipts						
a. Proceeds from Sale of Assets						
b. Proceeds from Sale of Debt Securities of Other Intities						
c. Collection of Loans Receivables						
Total Capital Investment Receipts						
2. Receipts from Loans and Borrowings						
a. Acquisition of Loans						
b. Issuance of Bonds						
Total Receipts from Loans and Borrowings						
Total Non-Income Receipts						
Total Receipts		1,287,225,659.07	1,052,827,512.60	661,848,326.40	1,714,675,839.00	1,439,133,844.40
PENDITURES						
General Fund						
a. General Services		791,254,591.18	152,062,498.75	800,642,636.83	952,705,135.58	967,840,971.28
b. Economic Services		150,168,405.99	15,152,191.96	150,297,029.58	165,449,221.54	177,822,274.44
c. Social Services		90,300,788.47	30,328,659.05	118,740,624.72	149,069,283.77	228,187,519.18
d. Debt Services		21,922,645.27	10,091,918.55	10,140,461.54	20,232,380.09	18,332,901.44
Special Education Fund		177,916,249.98	8,809,493.40	273,487,714.75	282,297,208.15	216,000,000.00
Trust Fund from National Government Transfers						
Total Expenditures		1,231,562,680.89	216,444,761.71	1,353,308,467.42	1,569,753,229.13	1,608,183,666.34
Ending Cash Balance					942,375,496.03	

Prepared by:

SEPHINE M. CARAAN
Local Treasurer

ROSEMARIE V. LERIO
Local Accountant

RLE B. HERNANDEZ
Local Budget Officer

Approved by:


Hon. ABRAHAM N. TOLENTINO
Local Chief Executive


APPROVED FOR POSTING



ALINA A. MALABANAN
CITY ADMINISTRATOR
DATE: _____


STATEMENT OF RECEIPTS AND EXPENDITURES
CY 2022
TAGAYTAY CITY

Particulars (1)	Account Code (PGCA)	Actual Year	Current Year			Budget Year
			First Semester	Second Semester	Total	
RECEIPTS						
Beginning Cash Balance					797,452,890.07	
Receipts						
A. Local Sources						
1. Tax Revenue						
a. Real Property Tax (RPT)						
i. Basic RPT		255,378,687.07	240,957,506.74	33,877,986.73	274,835,493.47	238,000,000.00
ii. Special Education Fund		228,112,477.74	212,065,544.56	29,386,237.70	241,451,782.26	216,000,000.00
b. Business Taxes		88,813,817.99	92,029,336.08	27,373,212.84	119,402,548.92	132,650,000.00
c. Other Local Taxes		73,934,049.81	28,450,073.78	58,955,368.84	87,405,442.62	54,450,000.00
Total Tax Revenue		646,239,032.61	573,502,461.16	149,592,806.11	723,095,267.27	641,100,000.00
2. Non Tax Revenue						
a. Regulatory Fees		50,439,267.32	39,224,904.74	37,435,504.06	76,660,408.80	55,070,000.00
b. Service/User Charges		12,514,944.13	10,096,464.25	4,732,026.75	14,828,491.00	13,700,000.00
c. Receipts from Economic Enterprise		98,252,771.71	89,969,090.45	128,988,005.40	218,957,095.85	147,600,000.00
d. Other Receipts		1,102,223.30	-	1,065,392.08	1,065,392.08	-
Total Non Tax Revenue		162,309,206.46	139,290,459.44	172,220,928.29	311,511,387.73	216,370,000.00
Total Local Sources		808,548,239.07	712,792,920.60	321,813,734.40	1,034,606,655.00	857,470,000.00
B. External Sources						
1. Internal Revenue Allotment		478,677,420.00	340,034,592.00	340,034,592.00	680,069,184.00	581,663,844.40
2. Share from GOCCs (PAGCOR and PCSO)						
3. Other Shares from National Tax Collection						
a. Share from Ecozone						
b. Share from EVAT						
c. Share from National Wealth						
d. Share from Tobacco Excise Tax						
4. National Government Transfer						
5. Inter-Local Transfer						
6. Extraordinary Receipts/Grants/Donation/Aids						
Total External Sources		478,677,420.00	340,034,592.00	340,034,592.00	680,069,184.00	581,663,844.40
C. Non-Income Receipts						
1. Capital Investment Receipts						
a. Proceeds from Sale of Assets						
b. Proceeds from Sale of Debt Securities of Other Intities						
c. Collection of Loans Receivables						
Total Capital Investment Receipts						
2. Receipts from Loans and Borrowings						
a. Acquisition of Loans						
b. Issuance of Bonds						
Total Receipts from Loans and Borrowings						
Total Non-Income Receipts						
Total Receipts		1,287,225,659.07	1,052,827,512.60	661,848,326.40	1,714,675,839.00	1,439,133,844.40
EXPENDITURES						
General Fund						
a. General Services		791,254,591.18	152,062,498.75	800,642,636.83	952,705,135.58	967,840,971.28
b. Economic Services		150,168,405.99	15,152,191.96	150,297,029.58	165,449,221.54	177,822,274.44
c. Social Services		90,300,788.47	30,328,659.05	118,740,624.72	149,069,283.77	228,187,519.18
d. Debt Services		21,922,645.27	10,091,918.55	10,140,461.54	20,232,380.09	18,332,901.44
Special Education Fund		177,916,249.98	8,809,493.40	273,487,714.75	282,297,208.15	216,000,000.00
Trust Fund from National Government Transfers						
Total Expenditures		1,231,562,680.89	216,444,761.71	1,353,308,467.42	1,569,753,229.13	1,608,183,666.34
Ending Cash Balance					942,375,496.03	


Prepared by:

JOSEPHINE M. CARAAN
 Fiscal Treasurer


ROSEMARIE V. LERIO
 Fiscal Accountant


ERLE B. HERNANDO
 Fiscal Budget Officer

Approved by:

Hon. ABRAHAM N. TOLENTINO
 Local Chief Executive

APPROVED FOR POSTING


ALMA A. MALABANAN
 CITY ADMINISTRATOR
 DATE: _____